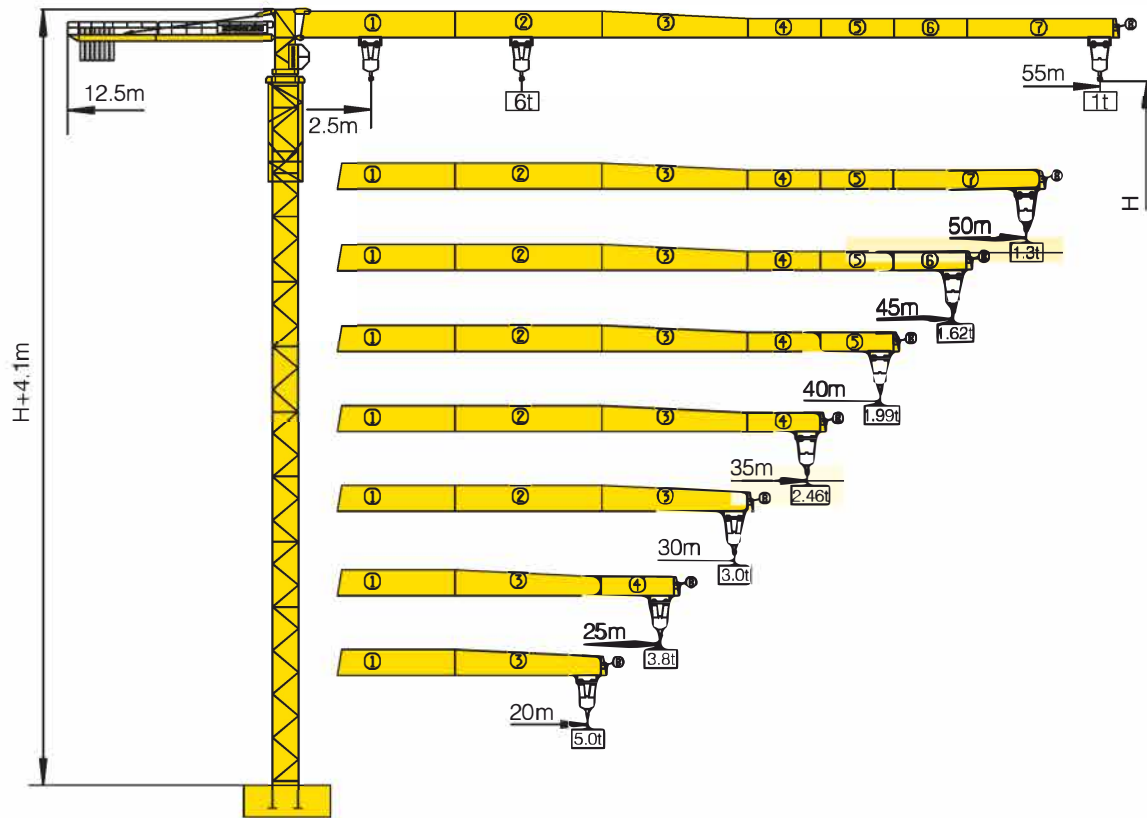


TCT5510-6



Counter-jib ballast

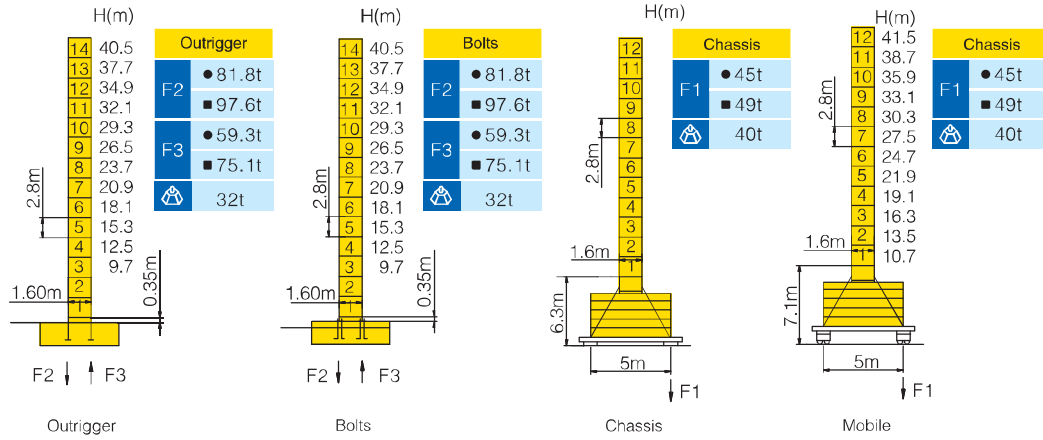
			(Kg)	PHZ2700	PHZ1400	PHZ1000
55m	12.5m	13200		4	1	1
50m	12.5m	12200		4	1	0
45m	12.5m	11800		4	0	1
40m	12.5m	10800		4	0	0
35m	12.5m	9500		3	1	0
30m	12.5m	8100		3	0	0
25m	12.5m	6400		2	0	1
20m	12.5m	5400		2	0	0

Working Height(m) @ Wall-tie Location(m)

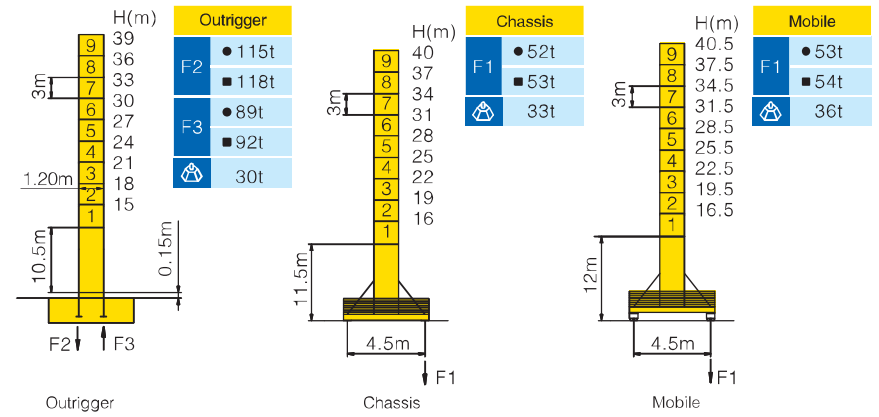
Model Detail	Mast Code	Wall-tie #1	Wall-tie #2	Wall-tie #3	Wall-tie #4	Wall-tie #5	Wall-tie #6	Wall-tie #7	Wall-tie #8
TCT5510-6	E2	68.5 @ 31	93.7 @ 57	118.9 @ 83	141.3 @ 109	160.9 @ 131.4	180.5 @ 151	200.1 @ 170.6	220 @ 190.2
TCT5510-6G	L24A1/L24A2	57 @ 27	75 @ 45	93 @ 63	111 @ 81	126 @ 99	141 @ 114	156 @ 129	216 @ 189

Masts Reactions

TCT5510-6



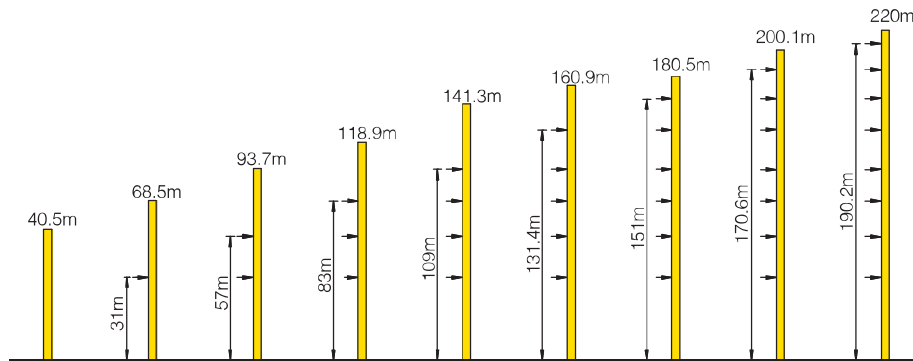
TCT5510-6G



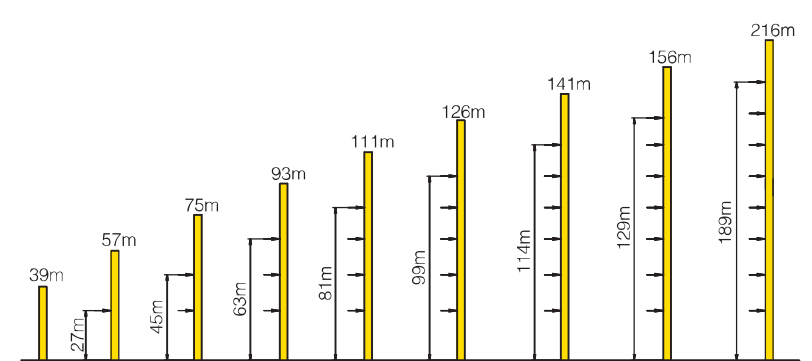
● Reactions in service ■ Reactions out of service
 ⚙ Without load and ballast with longest jib and maximum height
 ⓘ For more erecting solutions, consult us!

Anchorage


TCT5510-6









TCT5510-6G



Load diagrams

		Max.Capacity m/t	20.0	25.0	30.0	35.0	40.0	45.0	50.0	55.0
55m (R=56)	♭	2.5—24.5m 3t	3.00	2.93	2.33	1.91	1.60	1.35	1.16	1.00
	♭♭	2.5—13.5m 6t	3.77	2.86	2.26	1.84	1.53	1.28	1.09	0.93
50m (R=51)	♭	2.5—26.5m 3t	3.00	3.00	2.57	2.11	1.77	1.51	1.30	
	♭♭	2.5—14.6m 6t	4.13	3.15	2.50	2.04	1.70	1.44	1.23	
45m (R=46)	♭	2.5—27.85m 3t	3.00	3.00	2.74	2.26	1.89	1.62		
	♭♭	2.5—15.31m 6t	4.37	3.35	2.67	2.19	1.82	1.55		
40m (R=41)	♭	2.5—28.85m 3t	3.00	3.00	2.86	2.36	1.99			
	♭♭	2.5—15.86m 6t	4.57	3.50	2.79	2.29	1.92			
35m (R=36)	♭	2.5—29.8m 3t	3.00	3.00	2.98	2.46				
	♭♭	2.5—16.36m 6t	4.75	3.64	2.91	2.39				
30m (R=31)	♭	2.5—30.0m 3t	3.00	3.00	3.00					
	♭♭	2.5—16.73m 6t	4.87	3.74	3.00					
25m (R=26)	♭	2.5—20.0m 3t	3.00	3.00						
	♭♭	2.5—16.94m 6t	4.95	3.80						
20m (R=21)	♭	2.5—20.0m 2t	3.00							
	♭♭	2.5—17.1m 6t	5.00							

Mechanisms

			Hoisting		QS680E1		
	Slewing RCV95F1.130		 24/24/5.4 kW  440m⊙ (6 layers) ⊙Consult us If overtop	III	♭	1.5t	80 m/min
	0 ~ 0.8 r/min	95 N.m		III	♭♭	3t	40 m/min
	Trolleying BE33E			II	♭	3t	40 m/min
	42/21 m/min	3.3/2.2 kW		II	♭♭	6t	20 m/min
	Travelling ZA52A-D ZC52A-D			I	♭	3t	8.88 m/min
	0 ~ 25 m/min	2×5.2 kW			♭♭	6t	4.44 m/min
	380V(+10% - 10%) 50Hz		32.8+2×5.2 kW				

For more mechanisms optional, consult us!